



Ford Connect

Designed with families in mind



Bristol Street
Versa Mobility Solutions

Ford Connect

“The Ford Tourneo Connect WAV is a relaxing and comfortable place to be. Great to drive, great to sit in, it boasts premium finishes, high quality materials and fuel efficiency without compromising everyday practicality.”



The Ford Connect WAV takes these attributes and focuses on extending them seamlessly into the wheelchair accessible aspects of our vehicle. It is our aim to produce a conversion that is both practical and stylish, with an attention to detail that provides the same high quality look and feel throughout the vehicle.

The Ford Connect WAV is available in two wheelbases. The Short Ford Connect can accommodate the wheelchair user and up to 3 seated passengers (including the driver) or up to 5 seated passengers without the wheelchair.

The Long Ford Connect can accommodate the wheelchair user and up to 5 seated passengers (including the driver) or up to 7 seated passengers

without the wheelchair.

Twin sliding doors allow for ease of passenger access with a lightweight manual ramp to the rear for wheelchair access. As an optional extra, the ramp can have the added ability, using a simple lever, to fold-flat into the vehicle so that when the wheelchair user is not travelling, a huge and easily accessible boot space is created making the Ford Connect WAV even more practical.



Designed with families in mind



Ford Connect Model Range



Zetec

- Drivers 8-way seat, with lumbar support
- Power front windows with driver 1-shot
- Power second row windows
- Power/heated mirrors
- Manual air conditioning
- Rake & Reach adjustable steering wheel
- DAB Radio/CD with SYNC
- Trip with ECOmode
- Steering wheel mounted radio controls
- Quickclear heated windscreen & washer jets
- Front foglamps
- 16" wheels with full wheel covers
- First row overhead stowage
- Body coloured front bumper
- Dual sliding rear doors
- Full front & rear airbags
- Remote central/double locking
- ESC with ABS
- Immobiliser
- Driver & Passenger belt minder
- Day Time Running Lights
- Easy-fuel capless refuelling
- Tyre Inflator kit
- Front carpet floor mats



Titanium


Additional to Zetec

- Drivers seat armrest
- Power windows with global open/close
- Power/heated mirrors with autofold
- Static Cornering Lamps
- Cruise Control with Adjustable Speed Limiter
- Rear parking sensors
- Auto wipers and headlamps
- Leather steering wheel & gearknob
- 16" alloy wheels
- Panorama roof with Privacy Glass
- Integral Roof Rails
- Body coloured door handles & mouldings
- Chrome headlamps bezel
- 2nd row centre armrest unit
- Active City Stop

All 5 year Motability lease vehicles also include as standard:

- Metallic paint
- Air conditioning

Specifications shown could be subject to change.



Colours

Non metallic paint (no cost option)



Frozen White

Blazer Blue

Race Red

Metallic paint (extra cost option, standard on Motability vehicles)



Moondust Silver

Metallic

Solar

Deep Impact Blue



Shadow Black

Magnetic

Guard

Trims



Charcoal (Standard)



Medium Stone seat pack

Available on Titanium as a No Cost Option
(Not available with heated seats)

Vehicle Layouts


The beauty of the Ford Connect WAV is its versatility. The Short Ford Connect retains the original Ford 60/40 folding seats. The seats fold and tip to maximise luggage area and tilt to optimise passenger comfort. The seats can either be tipped entirely forward to allow space for the wheelchair user behind the driver and passenger or, depending on the size of the wheelchair, one of the rear seats can be retained and the wheelchair user sit just behind.

The Long Ford Connect offers even more seating options. Either the original Ford 60/40 folding seats can be retained with the wheelchair user sitting behind, or the 60/40 seat can be removed and replaced with two individual detachable seats which allow the wheelchair user to sit a little further forward in the vehicle. One or two additional tip & fold seats can also be added as a third row where extra seating is required.

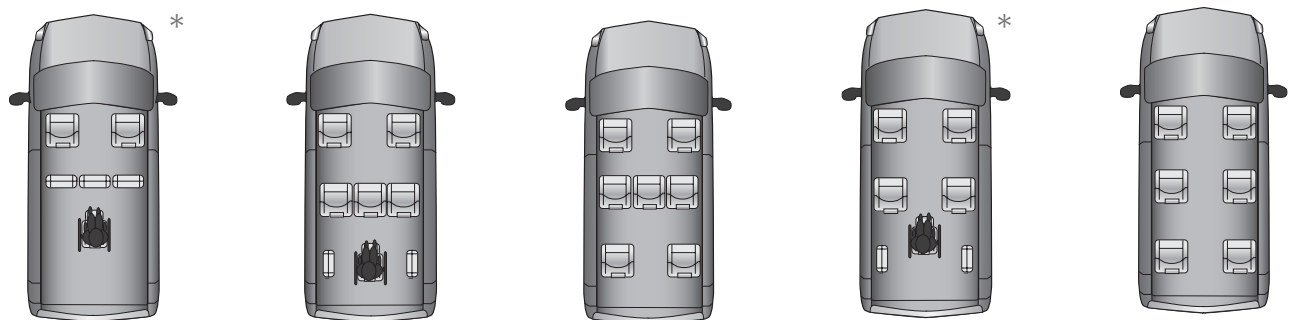
The original Ford seats and the tip & fold seats come as standard with the added safety of ISOFix mountings. ISOFix can be added to the detachable seats as an optional extra.

All the seats we supply are full size seats. Therefore whether the original Ford seats are retained or new seats are added, all passengers are assured of the most comfortable ride.

Short (based on Ford Tourneo Connect)



Long (based on Ford Tourneo Grand Connect)



* Wheelchair user can sit a little further forward (not as far forward as Row 2 seats)


Critical Dimensions

	Short	Long
Entry height.....	1,373mm	1,373mm
Ramp length.....	1,010mm	1,010mm
Ramp width.....	755mm	755mm
Channel length.....	1,580mm	1,580mm
External height.....	1,852mm	1,845mm
External length.....	4,418mm	4,818mm



Optional Extras

Conversion Extras	Description
Futuresafe	Head and back support for the wheelchair user to give the same level of safety protection to all passengers
Winch	Wireless remote operated winch to allow wheelchair users or carers to load or unload wheelchairs and their occupants in a safe manner and with the minimum of effort
Diamondbrite	Jewelultra Diamondbrite is a two stage paint protection and additional fabric protection which enhances the resale value of your Ford Connect WAV / protects your Motability good return bonus by protecting against pollution, bird lime, insects, tree sap and U.V. rays. Diamondbrite is provided with a lifetime guarantee
Puncture protection	Punctures are inconvenient, costly and potentially dangerous. We can install a tyre sealant system into your Ford Connect WAV to give you the peace of mind that if a puncture does occur, it will be sealed immediately with no loss of pressure or danger to your occupants. The seal will last until the end of the legal life of the tyre



Factory Fit Extras

	Zetec	Titanium
Metallic paint (standard on Motability)	<input type="checkbox"/>	<input type="checkbox"/>
Rear parking sensors	<input type="checkbox"/>	<input checked="" type="checkbox"/>
Cruise control	<input type="checkbox"/>	<input checked="" type="checkbox"/>
Panorama roof with privacy glass	<input type="checkbox"/>	<input checked="" type="checkbox"/>
Mudflaps - front and rear	<input type="checkbox"/>	<input type="checkbox"/>



Standard
 Option, at extra cost

These are the most popular conversion and factory fitted extras available. Our Sales Team would be happy to discuss other options available to you to suit your personal requirements



Bristol Street
Versa Mobility Solutions

501 Bradford Road, Batley, WF17 8LL
Telephone 01924 442386

www.bristolstreetversa.com

 BristolStreetVersa

