



# Versa Master

Designed with families in mind

# Versa Master

---

“The Renault Master is efficient, practical and versatile. It also boasts very high levels of active and passive safety.”



**RENAULT**  
Passion for life

The Versa Master takes these core principles and focuses on extending them seamlessly into the wheelchair accessible aspects of our vehicle. It is our aim throughout to produce a conversion that is both practical and stylish, with an attention to detail that provides the same high quality look and feel throughout the vehicle.

The space available in the Versa Master makes it suitable for almost all family situations. The standard version can accommodate the wheelchair user and up to 7 seated passengers (including the driver).

Larger medium and long wheelbase versions are also available where either more wheelchair or seated space is required.

Twin sliding doors are available as an optional extra from Renault to allow for ease of passenger access. Wheelchair access is via an electric tail lift to the rear of the vehicle, which can be substituted with a manual ramp if preferred.



Designed with families in mind



# Versa Master Model Range

## Business

### Comfort and Convenience

- 12v power socket (dashboard) and centre console
- 6 speed gearbox
- ESC (Electronic Stability Control) with Grip Xtend, Hill Start Assist and Trailer Swing Assist
- Trip computer - multi-functional with rev counter

### Connectivity and sound system

- Radio with DAB, Bluetooth, CD and USB

### Interior

- Closed glove box
- 2 cup holders on centre console
- Driver's seat - height adjustable, lumbar adjustment and armrest
- Steering wheel - height adjustment
- Electric front windows
- Passenger bench seat
- Overhead parcel shelf
- KALEIDO - Dark grey upholstery

### Exterior

- Left side loading door
- 80-litre fuel tank
- 22-litre AdBlue tank
- Door mirrors - electric adjustment, heated
- 16" steel wheels with small wheel stylers
- Spare wheel
- Rear doors - 180°
- Glazing Pack
- Front mudflaps

### Safety and security

- ABS with EBD (Electronic Brake force Distribution)
- Electronic immobiliser
- Remote central locking (2 button key)
- Airbag - driver
- Seatbelts - 3 point height-adjustable seatbelts with pretensioners
- 4 disc brakes
- Alarm
- Deadlocking

## Business+

Additional Equipment to Business  
(Not available on the Motability Scheme)

### Interior

- Manual air conditioning and pollen filter
- Electric front windows - driver's side one-touch descending
- Dashboard storage compartment lid
- Pivoting seatback table with dual split underseat storage compartment

### Exterior

- 16" steel wheels with large wheel stylers

### Safety and security

- Wide View Mirror
- Rear parking sensors
- Hands free key
- Clipboard holder (for A5 or bigger note block)

### All 5 year Motability lease vehicles also include as standard

- Metallic paint
- Air conditioning



# Colours

---

## Solid paint (no cost option)



Glacier White



Carmen Red



Orange



Caribbean Blue



Persian Blue



Lemon Yellow



Atlantic Blue

## Metallic paint (extra cost option, standard on Motability vehicles)



Star Grey



Tempest



Pearlescent Black

## Interiors and Upholstery



KALEIDO trim - Dark Grey

## Wheels



16" steel wheels with small wheel stylers (standard on Business)



16" steel wheels with large wheel stylers (standard on Business+)




16" alloy wheels (optional extra)

# Vehicle Layouts

The beauty of the Versa Master is its versatility. The possible variations on how we can configure the seating layout for passengers and wheelchair user(s) is unrivalled. Shown below are four of our more popular floor layouts in the short wheelbase Master. There are however many alternative variations available, some using a

Smartfloor™ system, which our Sales Executives would be happy to discuss with you. We also offer medium wheelbase and long wheelbase variants of the Versa Master to give our customers total freedom to accommodate up to 8 seated passengers or up to 4 wheelchair occupants.


All the seats we supply are full size seats, thereby assuring all passengers of the most comfortable ride. Rear seats also have the added option of ISOFix mountings, recline functionality, the ability to be detachable or to tip and fold away when not in use.



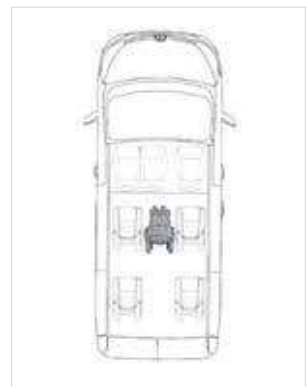
Standard conversion includes one seat in the rear and one wheelchair position



Popular upgrade is to add one additional rear seat



Alternative wheelchair position



Maximum seating capacity using our standard conversion method with four seats in the rear and one wheelchair position

## Critical Dimensions

Entry height	1,565mm
Standard lift length	1,400mm
Standard lift width	747mm
External height	2,303mm
External length	5,048mm



# Optional Extras

Conversion Extras	Description
Deluxe carpet	High end charcoal grey carpet to enhance the style and quality of the rear passenger area
Grab handles	Quality grab handles using warm touch/high grip material
Grab rails	Quality grab rails using warm touch/high grip material
Large accessory box	Larger accessory box
Manual step	Manual step - can be fitted to driver, passenger or sliding door to aid access in and out of the vehicle
Powered step	Powered step - can be fitted to driver, passenger or sliding door to aid access in and out of the vehicle
Privacy glass	Tinted windows for the privacy of rear passengers
Rear air conditioning	Rear air conditioning for the comfort of the passengers in the rear of the vehicle. Standard on Motability vehicles
Rear heater	Rear heater for the comfort of the passengers in the rear of the vehicle. Standard on Motability vehicles
Rear passenger seat	Various extra seating options are available including additional standard seats, tip & fold seats, ISOFix and recline
Rear spotlight	Rear spotlight activated when the rear doors are opened to aid access for the wheelchair user and provide extra lighting for the safe and comfortable fitting of the restraints (with manual switch over-ride)
Step well lighting	Lighting in the step-well of the sliding door to provide extra illumination to aid safe access in and out of the vehicle
12v power socket	Auxiliary power supply in the rear of the vehicle

These are the most popular conversion extras. Our Sales Team would be happy to discuss other options we offer to suit your personal requirements.

Factory Fit Extras	Description
Metallic paint	Available in three colours. Standard on Motability vehicles
Style Pack	16" alloy wheels. Front fog lights
Sat nav system	MediaNav multimedia system: 7" touchscreen Navteq navigation, FM/AM/DAB tuner, 2 x 20W speakers, Bluetooth hands free calls, USB and AUX sockets
Air conditioning	Manual air conditioning with pollen filter. Standard on Business+ specification. Standard on Motability vehicles
Cruise control	Cruise control with speed limiter
Rear parking sensors	Standard on Business+ specification
Twin sliding doors	Left and right side loading doors

These are the most popular factory fit extras. Our Sales Team would be happy to discuss other options available from Renault.





501 Bradford Road, Batley WF17 8LL  
Telephone 01924 442386

---

[www.bristolstreetversa.com](http://www.bristolstreetversa.com)

 BristolStreetMotorsVersa

