



Versa Traffic

Designed with families in mind

Versa Traffic

“With its stylish and protective design, quiet efficient engines, the latest on-board technology and high levels of comfort and safety, the Traffic holds all the cards.”



RENAULT
Passion for life

The Versa Traffic takes these attributes and focuses on extending them seamlessly into the wheelchair accessible aspects of our vehicle. It is our aim throughout to produce a conversion that is both practical and stylish, with an attention to detail that provides the same high quality look and feel throughout the vehicle.

The Versa Traffic can accommodate the wheelchair user and up to 7 seated passengers (including the driver). A long wheelbase version is also available where more storage space is required.

Twin sliding doors are available as an optional extra from Renault to allow for ease of passenger access. Wheelchair access is via an electric tail lift to the rear of the vehicle, which can be substituted with a manual ramp if preferred.



Designed with families in mind



Versa Traffic Model Range

Business

Technology

- Trip computer
- DAB radio with Bluetooth, USB socket and AUX input with 2x15W speakers
- 12v power socket (front)
- 6 speed gearbox with gear shift indicator

Interior

- Closed glove box
- Driver's seat with armrest - height adjustable, lumbar adjustment
- Steering wheel - reach and rake adjustment
- Electric front windows
- Passenger bench seat
- MUSCADE upholstery

Exterior

- Left side loading door
- 80-litre fuel tank
- 20-litre Ad Blue tank
- Door mirrors - heated with electric adjustment and external temperature sensor
- 16" DELOS wheel trims
- Rear doors
- Roof bar fixings
- Spare wheel with anti-theft spare wheel holder

Safety and security

- ESC (Electronic Stability Control) with HSA (Hill Start Assist) and Grip Xtend
- Alarm
- ABS with EBD (Electronic Brake force Distribution)
- Electronic immobiliser
- Remote central locking (2 button key)
- Deadlocking
- Airbag - driver
- Seatbelts - 3 point height-adjustable seatbelts with pretensioners and load limiters
- 4 disc brakes
- 4 years warranty (100k miles) & 4 years free roadside assistance

Business+

Additional Equipment to Business

Interior

- Manual air conditioning and pollen filter
- Mobile Office (fold down middle passenger seat, with detachable A4 clipboard and laptop storage)
- Smartphone cradle
- Passenger bench seat with underseat storage

Exterior

- Body-coloured front bumper, door rail and rear tail light column

Safety and security

- Wide View Mirror (blind spot mirror in passenger sunvisor)
- Rear parking sensors

Sport

Additional Equipment to Business+
(Not available on the Motability Scheme)

Technology

- Automatic headlights and wipers
- Renault MediaNav 7" touch screen multimedia and navigation system
- DAB radio with Bluetooth, USB socket, AUX input & 2 x 20W Speakers

Interior

- Leather steering wheel
- Electric front windows - driver's side one-touch descending
- Premium dashboard with closable upper dashboard storage
- JAVA upholstery

Exterior

- Metallic paint
- Body coloured door mirrors, brilliant black, high gloss logo surround and premium, chrome grille
- 17" CYCLADE alloy wheels

Safety and security

- Front fog lights
- Cruise control and speed limiter

All 5 year Motability lease vehicles also include as standard

- Metallic paint
- Air conditioning



Colours

Solid paint (no cost option)



Bamboo Green



Magma Red



Mole Grey



Glacier White

Metallic paint (extra cost option, standard on Motability vehicles)



Jet Black



Oyster Grey



Panorama Blue



Copper Brown



Stone



Mercury

Interiors and Upholstery



MUSCADE trim



JAVA trim - standard
on Sport versions

Wheels



16" DELOS wheel trims



17" CYCLADE alloy wheels -
standard on Sport versions

Vehicle Layouts

The beauty of the Versa Traffic is its versatility. The vehicle comes as standard with a double front passenger seat, which can be swapped for a single front seat as an optional extra from Renault. In the rear, using our standard conversion methods, up to three rear seats can be fitted with space for either one or two wheelchair positions. Using a Smartfloor™ system, it is possible

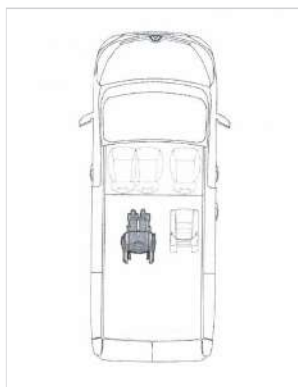
to accommodate up to seven seated passengers (including the driver) and one wheelchair occupant or up to nine seated passengers if the wheelchair occupant isn't travelling.

All the seats we supply are full size seats, thereby assuring all passengers of the most comfortable ride. Rear seats also have the added options of ISOFix mountings, recline functionality, the ability to be

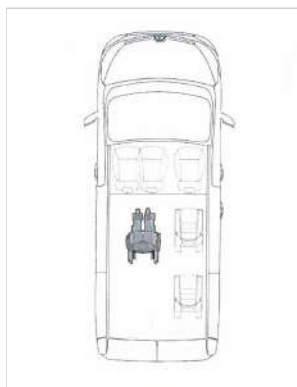
detachable or to tip & fold away when not in use.

There are also two possible seating positions for the wheelchair user.

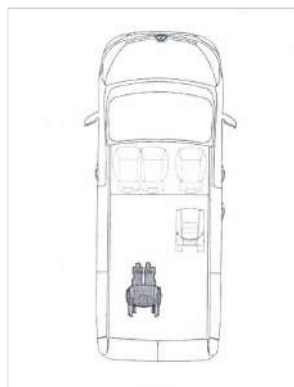
Whatever layout and seating requirements you are looking for, the Versa Traffic assures you of choice and flexibility to best suit your requirements.



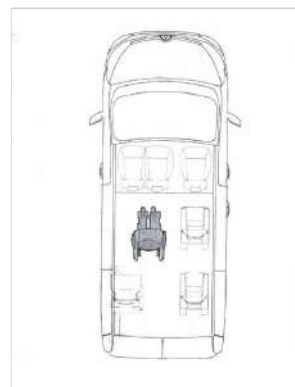
Standard conversion includes one seat in the rear and one wheelchair position



Popular upgrade is to add one additional rear seat






Alternative wheelchair position



Maximum seating capacity using our standard conversion method with two fixed seats and one tip & fold seat

Critical Dimensions

Entry height	1,265mm
Standard lift width	747mm
Standard lift length	1,400mm
External height	1,971mm
External length	4,999mm



Optional Extras

Conversion Extras	Description
Deluxe carpet	High end charcoal grey carpet to enhance the style and quality of the rear passenger area
Grab handles	Quality grab handles using warm touch/high grip material
Grab rails	Quality grab rails using warm touch/high grip material
Manual step	Manual step – can be fitted to driver, passenger or sliding door to aid access in and out of the vehicle
Powered step	Powered step – can be fitted to driver, passenger or sliding door to aid access in and out of the vehicle
Privacy glass	Tinted windows for the privacy of rear passengers
Rear air conditioning	Rear air conditioning for the comfort of the passengers in the rear of the vehicle
Rear heater	Rear heater for the comfort of the passengers in the rear of the vehicle
Rear passenger seat	Various extra seating options are available including additional standard seats, tip & fold seats, ISOFix and recline
Rear spotlight	Rear spotlight activated when the rear doors are opened to aid access for the wheelchair user and provide extra lighting for the safe and comfortable fitting of the restraints (with manual switch over-ride)
Step well lighting	Lighting in the step-well of the sliding door to provide extra illumination to aid safe access in and out of the vehicle
12v power socket	Auxiliary power supply in the rear of the vehicle

These are the most popular conversion extras. Our Sales Team would be happy to discuss other options we offer to suit your personal requirements.

Factory Fit Extras	Description
Alloy wheels	17" CYCLADE alloy wheels. Standard on Sport specification
Cruise control	Cruise control with speed limiter. Standard on Sport specification
Metallic paint	Available in a choice of six colours. Standard on Motability vehicles
Rear parking sensors	Standard on Business+ and Sport specifications
Twin sliding doors	Left and right side loading doors
Air conditioning	Manual air conditioning with pollen filter. Standard on Business+ and Sport specifications. Standard on Motability vehicles

These are the most popular factory fit extras. Our Sales Team would be happy to discuss other options available from Renault.





501 Bradford Road, Batley WF17 8LL
Telephone 01924 442386

www.bristolstreetversa.com

 **BristolStreetVersa**

