



Versa Caddy

Designed with families in mind

Versa Caddy

“With five seats as standard, this practical, spacious and family-friendly vehicle impresses from every angle.”



The Versa Caddy takes these attributes and focuses on extending them seamlessly into the wheelchair accessible aspects of our vehicle. It is our aim throughout to produce a conversion that is both practical and stylish, with an attention to detail that provides the same high quality look and feel throughout the vehicle.

The Versa Caddy can accommodate the wheelchair user and up to 5 seated passengers (including the driver).

Twin sliding doors come as standard for ease of passenger access with a lightweight manual ramp to the rear for wheelchair access.



Designed with families in mind



Versa Caddy Model Range

Key exterior features

- Body-coloured door mirrors and handles
- Body-coloured front and rear bumpers
- Electrically heated and adjustable door mirrors
- Fixed side windows in third row
- Front fog lights
- Heated windscreen
- Radiator grille with one chrome finishing strips
- Roof rails finished in Black
- Sliding doors to near-side and off-side rear passenger compartment, with sliding windows and child locks
- Tailgate with heated window and wash-wipe
- 60 litre fuel tank

Key interior features – cab area

- Carpet floor covering
- Centre armrest between driver and front passenger seats
- Climatic manually controlled air conditioning with dust and pollen filter and air recirculation
- Digital clock
- Dimmable dashboard illumination
- Driver seat with 8-way adjustment, including height and lumbar support
- Electric front windows
- Four drinks holders and storage compartment in centre console
- Interior light in headlining
- Kutamo cloth upholstery
- Leather steering wheel, gearknob and gaiter
- Lockable glovebox with illumination

- Passenger seat with 8-way adjustment, including lumbar support
- Reach and rake adjustable steering column
- Rear-view mirror with anti-dazzle function
- Servotronic speed-related power-assisted steering
- Trip computer with multi-function display
- Twin sun visors with vanity mirrors
- Under-seat storage compartment below driver and front passenger seats
- 12v socket x 3 - dashboard front, dashboard top tray and luggage compartment

Key interior features – passenger area

- Carpet floor covering
- Five seats, including the driver
- Four overhead nets
- Kutamo cloth upholstery
- Three-seat bench in second row - split/folding and removable with ISOFix mountings to outer seats
- Two door-activated interior lights

Audio and communications

- Composition Colour DAB+ radio including AUX-IN, SD card slot, USB port, MP3 compatible CD player, two speakers and Bluetooth

Safety and security

- Air bags – driver and front passenger (with passenger deactivation), front side and curtain head protection to front and second row
- Anti-lock Braking System (ABS)

- Automatic hazard light activation under emergency braking
- Cruise control with speed limiter
- Electronic Brakeforce Distribution (EBD)
- Electronic Differential Lock (EDL)
- Electric seatbelt tensioners
- Electronic Stabilisation Programme (ESP)
- Engine Drag Torque Control (MSR)
- Halogen main headlights with range control and daytime running lights
- Heated windscreen
- Height-adjustable head restraints
- Remote central locking with deadlocks, interior locking and two remote keys
- Seatbelt warning when not engaged
- Thatcham Category 1 approved immobiliser and alarm
- Traction Control System (TCS)
- Visibility pack including auto-dimming rear-view mirror, rain sensors with automatic wipers and intermittent control

Wheels and tyres

- 16" Fortaleza alloy wheels
- Tool kit and jack

All 5 year Motability lease vehicles also include as standard:


- Metallic paint

Specifications shown could be subject to change.



Colours

Solid paint (no cost option)




Candy White



Cherry Red

Metallic/Pearlescent paint (extra cost option, standard on Motability vehicles)




Deep Black




Reflex Silver




Indium Grey



Fortana Red



Blackberry



Chestnut Brown




Viper Green



Bamboo Garden Green



Starlight Blue



Acapulco Blue



Mojave Beige

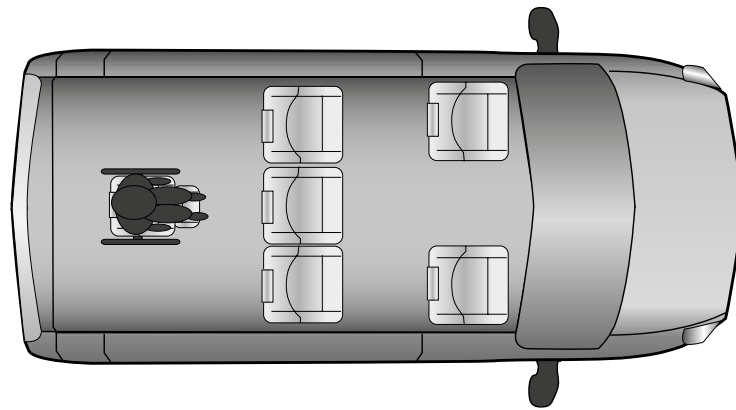


Vehicle Layouts

The Versa Caddy retains the original Volkswagen seats with the wheelchair user sitting behind and as such can accommodate up to five passengers, including the driver, plus the wheelchair user.

The three-seat bench in the second row has the versatility to be split, folded or completely removed. Retaining the original seats ensures that passengers in the rear of the vehicle have the most comfortable

ride on full size seats. The original manufacturer seats also allow for the easy securing of a child seat, with the added safety of ISOFix mountings in the two outer seats.



Critical Dimensions

Entry height.....1,385mm
 Ramp length.....1,490mm
 Ramp width.....760mm

Channel length.....1,390mm
 External height.....1,868mm
 External length.....4,878mm



Optional Extras

Conversion Extras

Description

Winch

Wireless remote operated winch to allow wheelchair users or carers to load or unload wheelchairs and their occupants in a safe manner and with the minimum of effort

Rear parking sensors

Rear parking sensors let you manoeuvre safely and effectively, fully aware of hidden obstacles

Factory Fit Extras

Metallic/pearlescent paint

Available in a choice of eleven colours. Standard on Motability vehicles

Sat nav system

Discover Media navigation system

Rear privacy glass

Tinted windows for the privacy of rear passengers



These are the most popular conversion and factory fitted extras available. Our Sales Team would be happy to discuss other options available to you to suit your personal requirements



501 Bradford Road, Batley, WF17 8LL
Telephone 01924 442386

www.bristolstreetversa.com

 @BristolStVersa  BristolStreetVersa

